

VALIDATED EFFICACY, SAFETY, and EFFICIENCY

Aquablation therapy is clinically proven to consistently remove prostate tissue independent of prostate size, anatomy or surgeon experience, with a low risk of irreversible complications.



n = 181

Only FDA pivotal study randomized to gold standard TURP for **30 - 80 mL** prostates¹



n = 101

Only prospective multicenter IDE study successfully completed for large prostates, **80 - 150 mL**²



n = 178

First multicenter all-comers study with real-world results in prostates ranging from **20 - 150 mL**³

CLINICAL RESEARCH



- Superior safety compared to TURP due to low irreversible complications
- Superior symptom relief for prostates ≥ 50 mL



- Only treatment for large prostates with a low irreversible complication rate
- Size independent procedure
- Significant symptom relief in large prostates



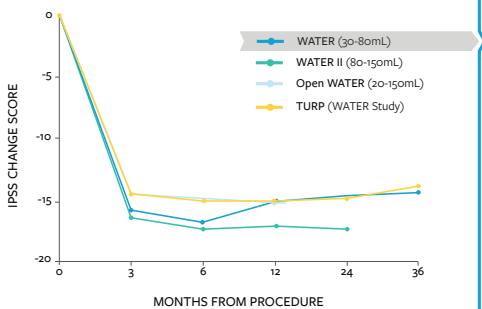
- Validation of safety and efficacy results in a real-world setting

KEY OUTCOMES

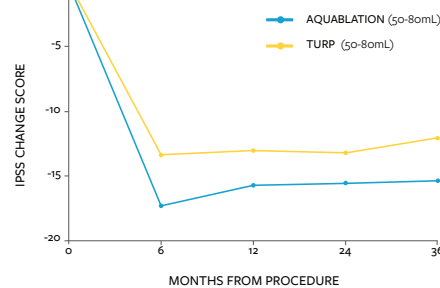
EFFICACY

Excellent outcomes for prostates of any size and anatomy, with superior symptom relief compared to TURP in prostates 50-80mL¹

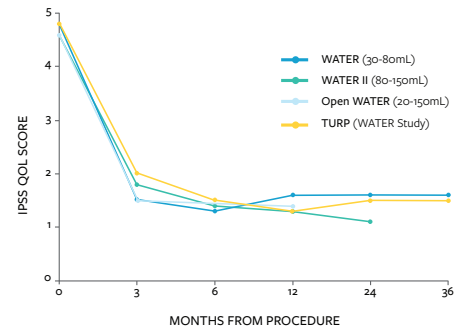
IPSS Improvement



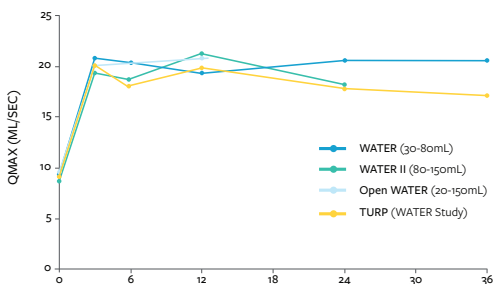
Superior Symptom Relief In Prostates ≥ 50 mL: WATER Study Sub-Group IPSS Analysis



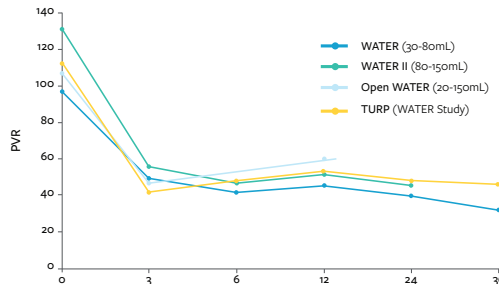
Quality of Life



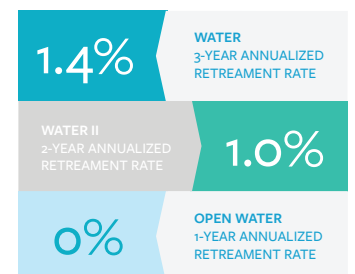
Peak Flow Rate



Post-Void Residual Volume



Low Annual Retreatment Rates



SAFETY

Best-in-class safety amongst resective techniques, regardless of surgeon experience, prostate size, or prostate anatomy.

Low Rates of Irreversible Complications ^{1,2,3}

	WATER	WATER II	OPEN Water
Incontinence (de novo)	0%	2%	0.6%
Erectile dysfunction [^]	0%	0%	0.6%*
Ejaculatory dysfunction [^]	10%	19%	8%

[^]Based on sexually active men

*1-point decrease in sexual health inventory for men (SHIM) score

Low Rates of Transfusions in Prostates of All Sizes with Selective Bladder Neck Caution ⁴

	2019	2020	TOTAL (prostate size 20-230 mL)
NEW	0/16 (0.0%)	3/172 (1.7%)	3/188 (1.6%)
EXP	0/266 (0.0%)	0/173 (0.0%)	0/439 (0.0%)
ALL	0/282 (0.0%)	3/345 (0.9%)	3/627 (0.5%)

New sites defined as 20 or fewer Aquablation cases

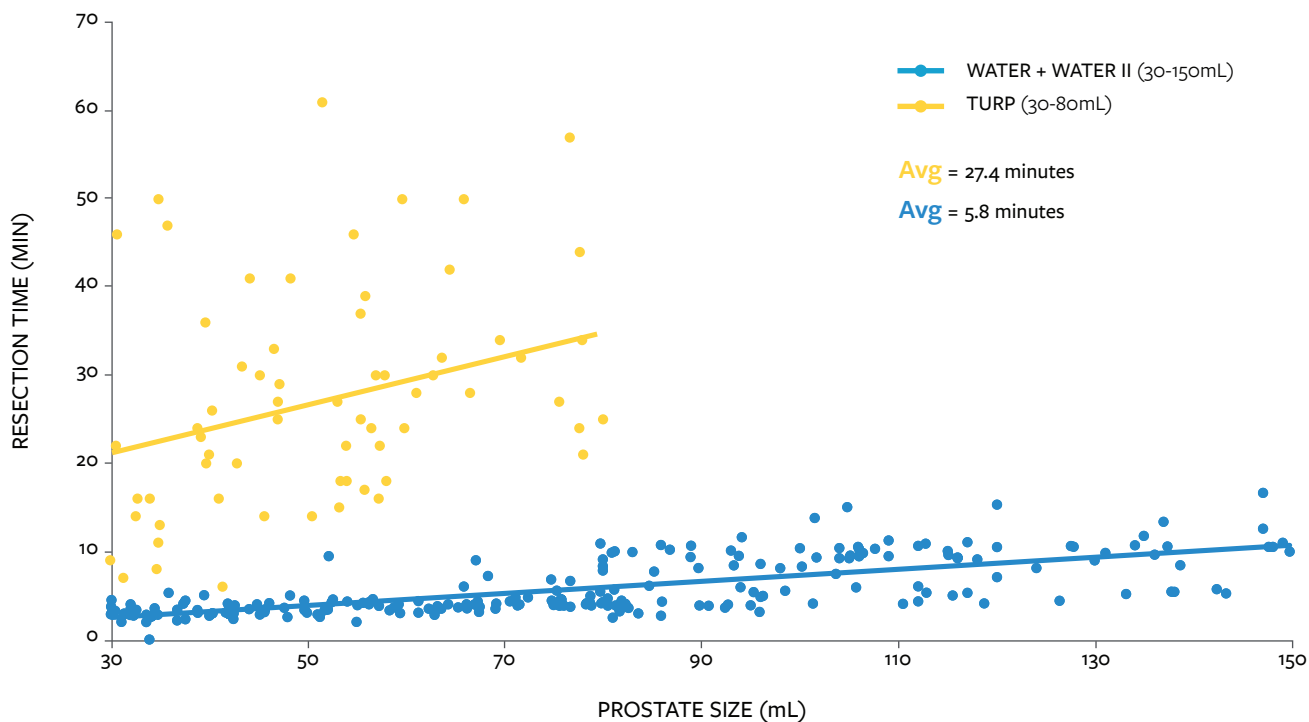
Experienced sites defined as more than 20 Aquablation cases

Data as of 01 Apr 2020

EFFICIENCY

A minimally invasive robotic procedure for consistent resection times, regardless of prostate size, prostate anatomy, or surgeon experience. ^{1,2}

Size-Independent Resection



For more information, please visit <https://www.procept-biorobotics.com/aquabeam-surgical-robotic-system/clinical-data/>.

References

- Gilling P, et al. Three-year outcomes after Aquablation® therapy compared to TURP: results from a blinded randomized trial. *Can J Urol.* 2020 Feb;27(1):10072-10079.
- Desai M, et al. Aquablation for benign prostatic hyperplasia in large prostates (80-150 cc): 2-year results. *Canadian Journal of Urology.* 27(2):10147-10153, Apr 2020.
- Bach T, et al. First Multi-Center All-Corners Study for the Aquablation Procedure. *J Clin Med.* 2020 Feb9(2): 603.
- Elterman D, et al. Transfusion rates after 800 Aquablation procedures using various haemostasis methods. Presented at 2020 AUA Virtual Conference.

Risk & Safety Information

All surgical treatments have inherent and associated side effects. The most common side effects are mild and transient and may include mild pain or difficulty when urinating, discomfort in the pelvis, blood in the urine, inability to empty the bladder or a frequent and/or urgent need to urinate, and bladder or urinary tract infection. Other risks include ejaculatory dysfunction and a low risk of injury to the urethra or rectum where the devices gain access to the body for treatment. For more information about the potential side effects and risks associated with Aquablation therapy for Benign Prostatic Hyperplasia (BPH) treatment, speak with your urologist or surgeon. No claim is made that the AQUABEAM Robotic System will cure any medical condition, or entirely eliminate the diseased entity. Repeated treatment or alternative therapies may sometimes be required.

Indications for Use: United States, Canada and Hong Kong

The AQUABEAM Robotic System is intended for the resection and removal of prostate tissue in males suffering from lower urinary tract symptoms due to benign prostatic hyperplasia.

Indications for Use: Rest of World

The AQUABEAM Robotic System is intended for the resection and removal of prostate tissue in males suffering from lower urinary tract symptoms.



PROCEPT BioRobotics
900 Island Drive, Ste 201 Redwood Shores, CA 94065 United States
www.PROCEPT-BioRobotics.com

© 2020 PROCEPT BioRobotics Corporation. All rights reserved.
AQUABLATION, AQUABEAM and PROCEPT BioRobotics are the registered trademarks of PROCEPT BioRobotics Corporation.

ML0333.A